

Module 8.2 : Train error vs Test error

- Consider a new point (x, y) which was not seen during training

- Consider a new point (x, y) which was not seen during training
- If we use the model $\hat{f}(x)$ to predict the value of y then the mean square error is given by

$$E[(y - \hat{f}(x))^2]$$

(average square error in predicting y for many such unseen points)

- We can show that

$$\begin{aligned} E[(y - \hat{f}(x))^2] &= \text{Bias}^2 \\ &+ \text{Variance} \\ &+ \sigma^2 \text{ (irreducible error)} \end{aligned}$$

- Consider a new point (x, y) which was not seen during training
- If we use the model $\hat{f}(x)$ to predict the value of y then the mean square error is given by

$$E[(y - \hat{f}(x))^2]$$

(average square error in predicting y for many such unseen points)

- We can show that

$$\begin{aligned} E[(y - \hat{f}(x))^2] &= \text{Bias}^2 \\ &+ \text{Variance} \\ &+ \sigma^2 \text{ (irreducible error)} \end{aligned}$$

- [See proof here](#)

- Consider a new point (x, y) which was not seen during training
- If we use the model $\hat{f}(x)$ to predict the value of y then the mean square error is given by


$$E[(y - \hat{f}(x))^2]$$

(average square error in predicting y for many such unseen points)

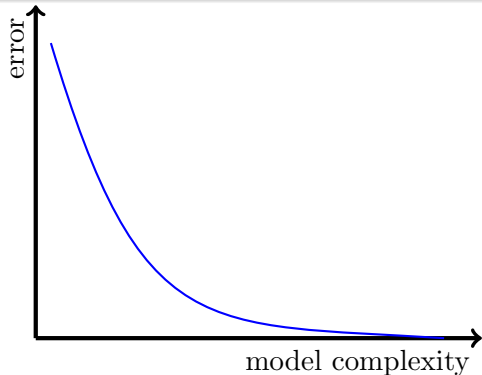
- The parameters of $\hat{f}(x)$ (all w_i 's) are trained using a training set $\{(x_i, y_i)\}_{i=1}^n$

- The parameters of $\hat{f}(x)$ (all w_i 's) are trained using a training set $\{(x_i, y_i)\}_{i=1}^n$
- However, at test time we are interested in evaluating the model on a validation (unseen) set which was not used for training

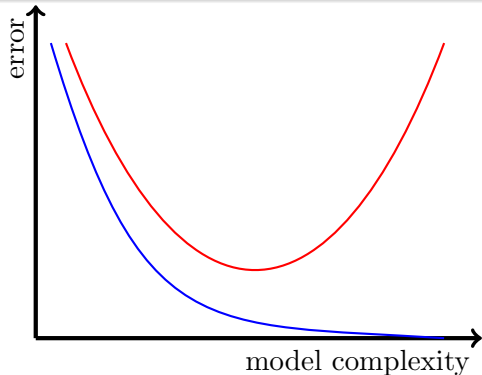
- The parameters of $\hat{f}(x)$ (all w_i 's) are trained using a training set $\{(x_i, y_i)\}_{i=1}^n$
- However, at test time we are interested in evaluating the model on a validation (unseen) set which was not used for training
- This gives rise to the following two entities of interest:
train_{err} (say, mean square error)
test_{err} (say, mean square error)



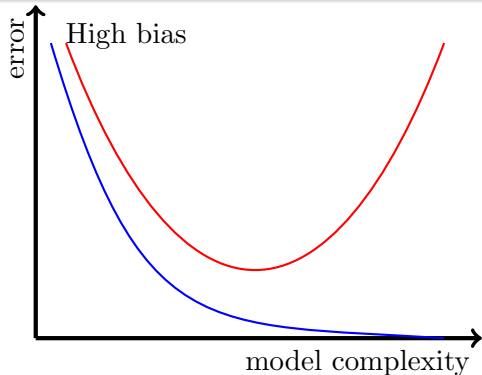
- The parameters of $\hat{f}(x)$ (all w_i 's) are trained using a training set $\{(x_i, y_i)\}_{i=1}^n$
- However, at test time we are interested in evaluating the model on a validation (unseen) set which was not used for training
- This gives rise to the following two entities of interest:
train_{err} (say, mean square error)
test_{err} (say, mean square error)
- Typically these errors exhibit the trend shown in the adjacent figure



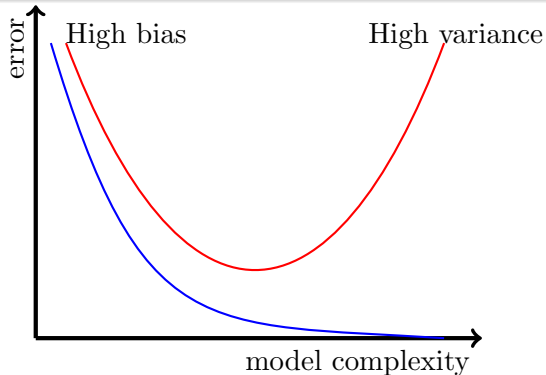
- The parameters of $\hat{f}(x)$ (all w_i 's) are trained using a training set $\{(x_i, y_i)\}_{i=1}^n$
- However, at test time we are interested in evaluating the model on a validation (unseen) set which was not used for training
- This gives rise to the following two entities of interest:
 - $train_{err}$ (say, mean square error)
 - $test_{err}$ (say, mean square error)
- Typically these errors exhibit the trend shown in the adjacent figure



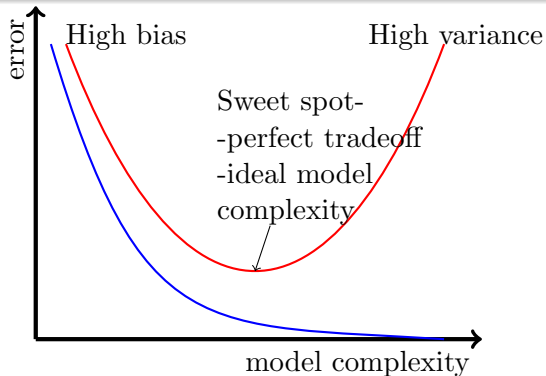
- The parameters of $\hat{f}(x)$ (all w_i 's) are trained using a training set $\{(x_i, y_i)\}_{i=1}^n$
- However, at test time we are interested in evaluating the model on a validation (unseen) set which was not used for training
- This gives rise to the following two entities of interest:
train_{err} (say, mean square error)
test_{err} (say, mean square error)
- Typically these errors exhibit the trend shown in the adjacent figure



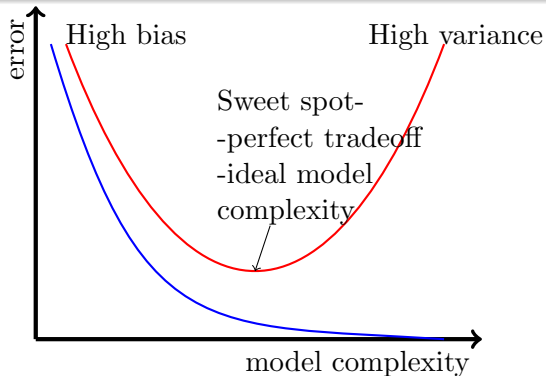
- The parameters of $\hat{f}(x)$ (all w_i 's) are trained using a training set $\{(x_i, y_i)\}_{i=1}^n$
- However, at test time we are interested in evaluating the model on a validation (unseen) set which was not used for training
- This gives rise to the following two entities of interest:
train_{err} (say, mean square error)
test_{err} (say, mean square error)
- Typically these errors exhibit the trend shown in the adjacent figure



- The parameters of $\hat{f}(x)$ (all w_i 's) are trained using a training set $\{(x_i, y_i)\}_{i=1}^n$
- However, at test time we are interested in evaluating the model on a validation (unseen) set which was not used for training
- This gives rise to the following two entities of interest:
train_{err} (say, mean square error)
test_{err} (say, mean square error)
- Typically these errors exhibit the trend shown in the adjacent figure



- The parameters of $\hat{f}(x)$ (all w_i 's) are trained using a training set $\{(x_i, y_i)\}_{i=1}^n$
- However, at test time we are interested in evaluating the model on a validation (unseen) set which was not used for training
- This gives rise to the following two entities of interest:
train_{err} (say, mean square error)
test_{err} (say, mean square error)
- Typically these errors exhibit the trend shown in the adjacent figure



$$\begin{aligned}
 E[(y - \hat{f}(x))^2] &= Bias^2 \\
 &+ Variance \\
 &+ \sigma^2 \text{ (irreducible error)}
 \end{aligned}$$

- The parameters of $\hat{f}(x)$ (all w_i 's) are trained using a training set $\{(x_i, y_i)\}_{i=1}^n$
- However, at test time we are interested in evaluating the model on a validation (unseen) set which was not used for training
- This gives rise to the following two entities of interest:
 $train_{err}$ (say, mean square error)
 $test_{err}$ (say, mean square error)
- Typically these errors exhibit the trend shown in the adjacent figure

Intuitions developed so far

- Let there be n training points and m test (validation) points

$$train_{err} = \frac{1}{n} \sum_{i=1}^n (y_i - \hat{f}(x_i))^2$$

$$test_{err} = \frac{1}{m} \sum_{i=n+1}^{n+m} (y_i - \hat{f}(x_i))$$

Intuitions developed so far

- Let there be n training points and m test (validation) points

$$train_{err} = \frac{1}{n} \sum_{i=1}^n (y_i - \hat{f}(x_i))^2$$

$$test_{err} = \frac{1}{m} \sum_{i=n+1}^{n+m} (y_i - \hat{f}(x_i))$$

- As the model complexity increases $train_{err}$ becomes overly optimistic and gives us a wrong picture of how close \hat{f} is to f

Intuitions developed so far

- Let there be n training points and m test (validation) points

$$train_{err} = \frac{1}{n} \sum_{i=1}^n (y_i - \hat{f}(x_i))^2$$

$$test_{err} = \frac{1}{m} \sum_{i=n+1}^{n+m} (y_i - \hat{f}(x_i))$$

- As the model complexity increases $train_{err}$ becomes overly optimistic and gives us a wrong picture of how close \hat{f} is to f
- The validation error gives the real picture of how close \hat{f} is to f

Intuitions developed so far

- Let there be n training points and m test (validation) points

$$train_{err} = \frac{1}{n} \sum_{i=1}^n (y_i - \hat{f}(x_i))^2$$

$$test_{err} = \frac{1}{m} \sum_{i=n+1}^{n+m} (y_i - \hat{f}(x_i))$$

- As the model complexity increases $train_{err}$ becomes overly optimistic and gives us a wrong picture of how close \hat{f} is to f
- The validation error gives the real picture of how close \hat{f} is to f
- We will concretize this intuition mathematically now and eventually show how to account for the optimism in the training error

- Let $D = \{x_i, y_i\}_{i=1}^{m+n}$, then for any point (x, y) we have,

$$y_i = f(x_i) + \varepsilon_i$$

- Let $D = \{x_i, y_i\}_{i=1}^{m+n}$, then for any point (x, y) we have,

$$y_i = f(x_i) + \varepsilon_i$$

- which means that y_i is related to x_i by some true function f but there is also some noise ε in the relation

- Let $D = \{x_i, y_i\}_{i=1}^{m+n}$, then for any point (x, y) we have,

$$y_i = f(x_i) + \varepsilon_i$$

- which means that y_i is related to x_i by some true function f but there is also some noise ε in the relation
- For simplicity, we assume

$$\varepsilon \sim \mathcal{N}(0, \sigma^2)$$

- Let $D = \{x_i, y_i\}_{i=1}^{m+n}$, then for any point (x, y) we have,

$$y_i = f(x_i) + \varepsilon_i$$

- which means that y_i is related to x_i by some true function f but there is also some noise ε in the relation
- For simplicity, we assume

$$\varepsilon \sim \mathcal{N}(0, \sigma^2)$$

and of course we do not know f

- Let $D = \{x_i, y_i\}_{i=1}^{m+n}$, then for any point (x, y) we have,

$$y_i = f(x_i) + \varepsilon_i$$

- which means that y_i is related to x_i by some true function f but there is also some noise ε in the relation
- For simplicity, we assume

$$\varepsilon \sim \mathcal{N}(0, \sigma^2)$$

and of course we do not know f

- Further we use \hat{f} to approximate f and estimate the parameters using $T \subset D$ such that

$$y_i = \hat{f}(x_i)$$

- Let $D = \{x_i, y_i\}_{i=1}^{m+n}$, then for any point (x, y) we have,

$$y_i = f(x_i) + \varepsilon_i$$

- which means that y_i is related to x_i by some true function f but there is also some noise ε in the relation
- For simplicity, we assume

$$\varepsilon \sim \mathcal{N}(0, \sigma^2)$$

and of course we do not know f

- Further we use \hat{f} to approximate f and estimate the parameters using $T \subset D$ such that

$$y_i = \hat{f}(x_i)$$

- We are interested in knowing

$$E[(\hat{f}(x_i) - f(x_i))^2]$$

- Let $D = \{x_i, y_i\}_{i=1}^{m+n}$, then for any point (x, y) we have,

$$y_i = f(x_i) + \varepsilon_i$$

- which means that y_i is related to x_i by some true function f but there is also some noise ε in the relation

- For simplicity, we assume

$$\varepsilon \sim \mathcal{N}(0, \sigma^2)$$

and of course we do not know f

- Further we use \hat{f} to approximate f and estimate the parameters using $T \subset D$ such that

$$y_i = \hat{f}(x_i)$$

- We are interested in knowing

$$E[(\hat{f}(x_i) - f(x_i))^2]$$

but we cannot estimate this directly because we do not know f

- Let $D = \{x_i, y_i\}_{i=1}^{m+n}$, then for any point (x, y) we have,

$$y_i = f(x_i) + \varepsilon_i$$

- which means that y_i is related to x_i by some true function f but there is also some noise ε in the relation

- For simplicity, we assume

$$\varepsilon \sim \mathcal{N}(0, \sigma^2)$$

and of course we do not know f

- Further we use \hat{f} to approximate f and estimate the parameters using $T \subset D$ such that

$$y_i = \hat{f}(x_i)$$

- We are interested in knowing

$$E[(\hat{f}(x_i) - f(x_i))^2]$$

but we cannot estimate this directly because we do not know f

- We will see how to estimate this empirically using the observation y_i & prediction \hat{y}_i

$$E[(\hat{y}_i - y_i)^2]$$

$$E[(\hat{y}_i - y_i)^2] = E[(\hat{f}(x_i) - f(x_i) - \varepsilon_i)^2] \quad (y_i = f(x_i) + \varepsilon_i)$$

$$\begin{aligned} E[(\hat{y}_i - y_i)^2] &= E[(\hat{f}(x_i) - f(x_i) - \varepsilon_i)^2] \quad (y_i = f(x_i) + \varepsilon_i) \\ &= E[(\hat{f}(x_i) - f(x_i))^2 - 2\varepsilon_i(\hat{f}(x_i) - f(x_i)) + \varepsilon_i^2] \end{aligned}$$

$$E[(\hat{y}_i - y_i)^2] = E[(\hat{f}(x_i) - f(x_i) - \varepsilon_i)^2] \quad (y_i = f(x_i) + \varepsilon_i)$$

$$= E[(\hat{f}(x_i) - f(x_i))^2 - 2\varepsilon_i(\hat{f}(x_i) - f(x_i)) + \varepsilon_i^2]$$

$$= E[(\hat{f}(x_i) - f(x_i))^2] - 2E[\varepsilon_i(\hat{f}(x_i) - f(x_i))] + E[\varepsilon_i^2]$$

$$E[(\hat{y}_i - y_i)^2] = E[(\hat{f}(x_i) - f(x_i) - \varepsilon_i)^2] \quad (y_i = f(x_i) + \varepsilon_i)$$

$$= E[(\hat{f}(x_i) - f(x_i))^2 - 2\varepsilon_i(\hat{f}(x_i) - f(x_i)) + \varepsilon_i^2]$$

$$= E[(\hat{f}(x_i) - f(x_i))^2] - 2E[\varepsilon_i(\hat{f}(x_i) - f(x_i))] + E[\varepsilon_i^2]$$

$$\therefore E[(\hat{f}(x_i) - f(x_i))^2] = E[(\hat{y}_i - y_i)^2] - E[\varepsilon_i^2] + 2E[\varepsilon_i(\hat{f}(x_i) - f(x_i))]$$

We will take a small detour to understand how to empirically estimate an Expectation and then return to our derivation

- Suppose we have observed the goals scored(z) in k matches as $z_1 = 2, z_2 = 1, z_3 = 0, \dots z_k = 2$

- Suppose we have observed the goals scored(z) in k matches as $z_1 = 2, z_2 = 1, z_3 = 0, \dots z_k = 2$
- Now we can empirically estimate $E[z]$ i.e. the expected number of goals scored as

$$E[z] = \frac{1}{k} \sum_{i=1}^k z_i$$

- Suppose we have observed the goals scored(z) in k matches as $z_1 = 2, z_2 = 1, z_3 = 0, \dots z_k = 2$
- Now we can empirically estimate $E[z]$ i.e. the expected number of goals scored as

$$E[z] = \frac{1}{k} \sum_{i=1}^k z_i$$

- Analogy with our derivation: We have a certain number of observations y_i & predictions \hat{y}_i using which we can estimate

$$E[(\hat{y}_i - y_i)^2] =$$

- Suppose we have observed the goals scored(z) in k matches as $z_1 = 2, z_2 = 1, z_3 = 0, \dots z_k = 2$
- Now we can empirically estimate $E[z]$ i.e. the expected number of goals scored as

$$E[z] = \frac{1}{k} \sum_{i=1}^k z_i$$

- Analogy with our derivation: We have a certain number of observations y_i & predictions \hat{y}_i using which we can estimate

$$E[(\hat{y}_i - y_i)^2] = \frac{1}{m} \sum_{i=1}^m (\hat{y}_i - y_i)^2$$

... returning back to our derivation

$$E[(\hat{f}(x_i) - f(x_i))^2] = E[(\hat{y}_i - y_i)^2] - E[\varepsilon_i^2] + 2E[\varepsilon_i(\hat{f}(x_i) - f(x_i))]$$

$$E[(\hat{f}(x_i) - f(x_i))^2] = E[(\hat{y}_i - y_i)^2] - E[\varepsilon_i^2] + 2E[\varepsilon_i(\hat{f}(x_i) - f(x_i))]$$

- We can empirically evaluate R.H.S using training observations or test observations

Case 1: Using test observations

$$E[(\hat{f}(x_i) - f(x_i))^2] = E[(\hat{y}_i - y_i)^2] - E[\varepsilon_i^2] + 2E[\varepsilon_i(\hat{f}(x_i) - f(x_i))]$$

- We can empirically evaluate R.H.S using training observations or test observations

Case 1: Using test observations

$$\underbrace{E[(\hat{f}(x_i) - f(x_i))^2]}_{\text{true error}}$$

$$E[(\hat{f}(x_i) - f(x_i))^2] = E[(\hat{y}_i - y_i)^2] - E[\varepsilon_i^2] + 2E[\varepsilon_i(\hat{f}(x_i) - f(x_i))]]$$

- We can empirically evaluate R.H.S using training observations or test observations

Case 1: Using test observations

$$\underbrace{E[(\hat{f}(x_i) - f(x_i))^2]}_{\text{true error}} = \underbrace{\frac{1}{m} \sum_{i=n+1}^{n+m} (\hat{y}_i - y_i)^2}_{\text{empirical estimation of error}} -$$

$$E[(\hat{f}(x_i) - f(x_i))^2] = E[(\hat{y}_i - y_i)^2] - E[\varepsilon_i^2] + 2E[\varepsilon_i(\hat{f}(x_i) - f(x_i))]$$

- We can empirically evaluate R.H.S using training observations or test observations

Case 1: Using test observations

$$\underbrace{E[(\hat{f}(x_i) - f(x_i))^2]}_{\text{true error}} = \underbrace{\frac{1}{m} \sum_{i=n+1}^{n+m} (\hat{y}_i - y_i)^2}_{\text{empirical estimation of error}} - \underbrace{\frac{1}{m} \sum_{i=n+1}^{n+m} \varepsilon_i^2}_{\text{small constant}}$$

$$E[(\hat{f}(x_i) - f(x_i))^2] = E[(\hat{y}_i - y_i)^2] - E[\varepsilon_i^2] + 2E[\varepsilon_i(\hat{f}(x_i) - f(x_i))]$$

- We can empirically evaluate R.H.S using training observations or test observations

Case 1: Using test observations

$$\underbrace{E[(\hat{f}(x_i) - f(x_i))^2]}_{\text{true error}} = \underbrace{\frac{1}{m} \sum_{i=n+1}^{n+m} (\hat{y}_i - y_i)^2}_{\text{empirical estimation of error}} - \underbrace{\frac{1}{m} \sum_{i=n+1}^{n+m} \varepsilon_i^2}_{\text{small constant}} + 2 \underbrace{E[\varepsilon_i(\hat{f}(x_i) - f(x_i))]}_{= \text{covariance } (\varepsilon_i, \hat{f}(x_i) - f(x_i))}$$

$$E[(\hat{f}(x_i) - f(x_i))^2] = E[(\hat{y}_i - y_i)^2] - E[\varepsilon_i^2] + 2E[\varepsilon_i(\hat{f}(x_i) - f(x_i))]$$

- We can empirically evaluate R.H.S using training observations or test observations

Case 1: Using test observations

$$\underbrace{E[(\hat{f}(x_i) - f(x_i))^2]}_{\text{true error}} = \underbrace{\frac{1}{m} \sum_{i=n+1}^{n+m} (\hat{y}_i - y_i)^2}_{\text{empirical estimation of error}} - \underbrace{\frac{1}{m} \sum_{i=n+1}^{n+m} \varepsilon_i^2}_{\text{small constant}} + 2 \underbrace{E[\varepsilon_i(\hat{f}(x_i) - f(x_i))]}_{= \text{covariance}(\varepsilon_i, \hat{f}(x_i) - f(x_i))}$$

$\therefore \text{covariance}(X, Y)$

$$E[(\hat{f}(x_i) - f(x_i))^2] = E[(\hat{y}_i - y_i)^2] - E[\varepsilon_i^2] + 2E[\varepsilon_i(\hat{f}(x_i) - f(x_i))]$$

- We can empirically evaluate R.H.S using training observations or test observations

Case 1: Using test observations

$$\underbrace{E[(\hat{f}(x_i) - f(x_i))^2]}_{\text{true error}} = \underbrace{\frac{1}{m} \sum_{i=n+1}^{n+m} (\hat{y}_i - y_i)^2}_{\text{empirical estimation of error}} - \underbrace{\frac{1}{m} \sum_{i=n+1}^{n+m} \varepsilon_i^2}_{\text{small constant}} + 2 \underbrace{E[\varepsilon_i(\hat{f}(x_i) - f(x_i))]}_{= \text{covariance}(\varepsilon_i, \hat{f}(x_i) - f(x_i))}$$

$$\therefore \text{covariance}(X, Y) = E[(X - \mu_X)(Y - \mu_Y)]$$

$$E[(\hat{f}(x_i) - f(x_i))^2] = E[(\hat{y}_i - y_i)^2] - E[\varepsilon_i^2] + 2E[\varepsilon_i(\hat{f}(x_i) - f(x_i))]$$

- We can empirically evaluate R.H.S using training observations or test observations

Case 1: Using test observations

$$\underbrace{E[(\hat{f}(x_i) - f(x_i))^2]}_{\text{true error}} = \underbrace{\frac{1}{m} \sum_{i=n+1}^{n+m} (\hat{y}_i - y_i)^2}_{\text{empirical estimation of error}} - \underbrace{\frac{1}{m} \sum_{i=n+1}^{n+m} \varepsilon_i^2}_{\text{small constant}} + 2 \underbrace{E[\varepsilon_i(\hat{f}(x_i) - f(x_i))]}_{= \text{covariance}(\varepsilon_i, \hat{f}(x_i) - f(x_i))}$$

$$\begin{aligned} \because \text{covariance}(X, Y) &= E[(X - \mu_X)(Y - \mu_Y)] \\ &= E[(X)(Y - \mu_Y)] \text{ (if } \mu_X = E[X] = 0) \end{aligned}$$

$$E[(\hat{f}(x_i) - f(x_i))^2] = E[(\hat{y}_i - y_i)^2] - E[\varepsilon_i^2] + 2E[\varepsilon_i(\hat{f}(x_i) - f(x_i))]$$

- We can empirically evaluate R.H.S using training observations or test observations

Case 1: Using test observations

$$\underbrace{E[(\hat{f}(x_i) - f(x_i))^2]}_{\text{true error}} = \underbrace{\frac{1}{m} \sum_{i=n+1}^{n+m} (\hat{y}_i - y_i)^2}_{\text{empirical estimation of error}} - \underbrace{\frac{1}{m} \sum_{i=n+1}^{n+m} \varepsilon_i^2}_{\text{small constant}} + 2 \underbrace{E[\varepsilon_i(\hat{f}(x_i) - f(x_i))]}_{= \text{covariance}(\varepsilon_i, \hat{f}(x_i) - f(x_i))}$$

$$\begin{aligned} \because \text{covariance}(X, Y) &= E[(X - \mu_X)(Y - \mu_Y)] \\ &= E[(X)(Y - \mu_Y)] \text{ (if } \mu_X = E[X] = 0) \\ &= E[XY] - E[X\mu_Y] \end{aligned}$$

$$E[(\hat{f}(x_i) - f(x_i))^2] = E[(\hat{y}_i - y_i)^2] - E[\varepsilon_i^2] + 2E[\varepsilon_i(\hat{f}(x_i) - f(x_i))]$$

- We can empirically evaluate R.H.S using training observations or test observations

Case 1: Using test observations

$$\underbrace{E[(\hat{f}(x_i) - f(x_i))^2]}_{\text{true error}} = \underbrace{\frac{1}{m} \sum_{i=n+1}^{n+m} (\hat{y}_i - y_i)^2}_{\text{empirical estimation of error}} - \underbrace{\frac{1}{m} \sum_{i=n+1}^{n+m} \varepsilon_i^2}_{\text{small constant}} + 2 \underbrace{E[\varepsilon_i(\hat{f}(x_i) - f(x_i))]}_{= \text{covariance}(\varepsilon_i, \hat{f}(x_i) - f(x_i))}$$

$$\begin{aligned} \because \text{covariance}(X, Y) &= E[(X - \mu_X)(Y - \mu_Y)] \\ &= E[(X)(Y - \mu_Y)] \text{ (if } \mu_X = E[X] = 0) \\ &= E[XY] - E[X\mu_Y] = E[XY] - \mu_Y E[X] \end{aligned}$$

$$E[(\hat{f}(x_i) - f(x_i))^2] = E[(\hat{y}_i - y_i)^2] - E[\varepsilon_i^2] + 2E[\varepsilon_i(\hat{f}(x_i) - f(x_i))]$$

- We can empirically evaluate R.H.S using training observations or test observations

Case 1: Using test observations

$$\underbrace{E[(\hat{f}(x_i) - f(x_i))^2]}_{\text{true error}} = \underbrace{\frac{1}{m} \sum_{i=n+1}^{n+m} (\hat{y}_i - y_i)^2}_{\text{empirical estimation of error}} - \underbrace{\frac{1}{m} \sum_{i=n+1}^{n+m} \varepsilon_i^2}_{\text{small constant}} + 2 \underbrace{E[\varepsilon_i(\hat{f}(x_i) - f(x_i))]}_{= \text{covariance}(\varepsilon_i, \hat{f}(x_i) - f(x_i))}$$

$$\begin{aligned} \because \text{covariance}(X, Y) &= E[(X - \mu_X)(Y - \mu_Y)] \\ &= E[(X)(Y - \mu_Y)] \text{ (if } \mu_X = E[X] = 0) \\ &= E[XY] - E[X\mu_Y] = E[XY] - \mu_Y E[X] = E[XY] \end{aligned}$$

$$\begin{aligned}
& \underbrace{E[(\hat{f}(x_i) - f(x_i))^2]}_{\text{true error}} \\
= & \underbrace{\frac{1}{m} \sum_{i=n+1}^{n+m} (\hat{y}_i - y_i)^2}_{\text{empirical estimation of error}} - \underbrace{\frac{1}{m} \sum_{i=n+1}^{n+m} \varepsilon_i^2}_{\text{small constant}} + 2 \underbrace{E[\varepsilon_i(\hat{f}(x_i) - f(x_i))]}_{= \text{covariance}(\varepsilon_i, \hat{f}(x_i) - f(x_i))}
\end{aligned}$$

$$\begin{aligned}
& \underbrace{E[(\hat{f}(x_i) - f(x_i))^2]}_{\text{true error}} \\
&= \underbrace{\frac{1}{m} \sum_{i=n+1}^{n+m} (\hat{y}_i - y_i)^2}_{\text{empirical estimation of error}} - \underbrace{\frac{1}{m} \sum_{i=n+1}^{n+m} \varepsilon_i^2}_{\text{small constant}} + 2 \underbrace{E[\varepsilon_i(\hat{f}(x_i) - f(x_i))]}_{= \text{covariance}(\varepsilon_i, \hat{f}(x_i) - f(x_i))}
\end{aligned}$$

- None of the test observations participated in the estimation of $\hat{f}(x)$ [the parameters of $\hat{f}(x)$ were estimated only using training data]

$$\begin{aligned}
& \underbrace{E[(\hat{f}(x_i) - f(x_i))^2]}_{\text{true error}} \\
&= \underbrace{\frac{1}{m} \sum_{i=n+1}^{n+m} (\hat{y}_i - y_i)^2}_{\text{empirical estimation of error}} - \underbrace{\frac{1}{m} \sum_{i=n+1}^{n+m} \varepsilon_i^2}_{\text{small constant}} + 2 \underbrace{E[\varepsilon_i(\hat{f}(x_i) - f(x_i))]}_{= \text{covariance}(\varepsilon_i, \hat{f}(x_i) - f(x_i))}
\end{aligned}$$

- None of the test observations participated in the estimation of $\hat{f}(x)$ [the parameters of $\hat{f}(x)$ were estimated only using training data]

$$\therefore \varepsilon \perp (\hat{f}(x_i) - f(x_i))$$

$$\begin{aligned}
& \underbrace{E[(\hat{f}(x_i) - f(x_i))^2]}_{\text{true error}} \\
&= \underbrace{\frac{1}{m} \sum_{i=n+1}^{n+m} (\hat{y}_i - y_i)^2}_{\text{empirical estimation of error}} - \underbrace{\frac{1}{m} \sum_{i=n+1}^{n+m} \varepsilon_i^2}_{\text{small constant}} + 2 \underbrace{E[\varepsilon_i(\hat{f}(x_i) - f(x_i))]}_{= \text{covariance}(\varepsilon_i, \hat{f}(x_i) - f(x_i))}
\end{aligned}$$

- None of the test observations participated in the estimation of $\hat{f}(x)$ [the parameters of $\hat{f}(x)$ were estimated only using training data]

$$\therefore \varepsilon \perp (\hat{f}(x_i) - f(x_i))$$

$$\therefore E[\varepsilon_i \cdot (\hat{f}(x_i) - f(x_i))] = 0$$

$$\begin{aligned}
& \underbrace{E[(\hat{f}(x_i) - f(x_i))^2]}_{\text{true error}} \\
&= \underbrace{\frac{1}{m} \sum_{i=n+1}^{n+m} (\hat{y}_i - y_i)^2}_{\text{empirical estimation of error}} - \underbrace{\frac{1}{m} \sum_{i=n+1}^{n+m} \varepsilon_i^2}_{\text{small constant}} + 2 \underbrace{E[\varepsilon_i(\hat{f}(x_i) - f(x_i))]}_{= \text{covariance}(\varepsilon_i, \hat{f}(x_i) - f(x_i))}
\end{aligned}$$

- None of the test observations participated in the estimation of $\hat{f}(x)$ [the parameters of $\hat{f}(x)$ were estimated only using training data]

$$\therefore \varepsilon \perp (\hat{f}(x_i) - f(x_i))$$

$$\therefore E[\varepsilon_i \cdot (\hat{f}(x_i) - f(x_i))] = E[\varepsilon_i] \cdot E[\hat{f}(x_i) - f(x_i)]$$

$$\begin{aligned}
& \underbrace{E[(\hat{f}(x_i) - f(x_i))^2]}_{\text{true error}} \\
&= \underbrace{\frac{1}{m} \sum_{i=n+1}^{n+m} (\hat{y}_i - y_i)^2}_{\text{empirical estimation of error}} - \underbrace{\frac{1}{m} \sum_{i=n+1}^{n+m} \varepsilon_i^2}_{\text{small constant}} + 2 \underbrace{E[\varepsilon_i(\hat{f}(x_i) - f(x_i))]}_{= \text{covariance}(\varepsilon_i, \hat{f}(x_i) - f(x_i))}
\end{aligned}$$

- None of the test observations participated in the estimation of $\hat{f}(x)$ [the parameters of $\hat{f}(x)$ were estimated only using training data]

$$\therefore \varepsilon \perp (\hat{f}(x_i) - f(x_i))$$

$$\therefore E[\varepsilon_i \cdot (\hat{f}(x_i) - f(x_i))] = E[\varepsilon_i] \cdot E[\hat{f}(x_i) - f(x_i)] = 0 \cdot E[\hat{f}(x_i) - f(x_i)]$$

$$\begin{aligned}
& \underbrace{E[(\hat{f}(x_i) - f(x_i))^2]}_{\text{true error}} \\
&= \underbrace{\frac{1}{m} \sum_{i=n+1}^{n+m} (\hat{y}_i - y_i)^2}_{\text{empirical estimation of error}} - \underbrace{\frac{1}{m} \sum_{i=n+1}^{n+m} \varepsilon_i^2}_{\text{small constant}} + 2 \underbrace{E[\varepsilon_i(\hat{f}(x_i) - f(x_i))]}_{= \text{covariance}(\varepsilon_i, \hat{f}(x_i) - f(x_i))}
\end{aligned}$$

- None of the test observations participated in the estimation of $\hat{f}(x)$ [the parameters of $\hat{f}(x)$ were estimated only using training data]

$$\therefore \varepsilon \perp (\hat{f}(x_i) - f(x_i))$$

$$\therefore E[\varepsilon_i \cdot (\hat{f}(x_i) - f(x_i))] = E[\varepsilon_i] \cdot E[\hat{f}(x_i) - f(x_i)] = 0 \cdot E[\hat{f}(x_i) - f(x_i)] = 0$$

$$\begin{aligned}
& \underbrace{E[(\hat{f}(x_i) - f(x_i))^2]}_{\text{true error}} \\
&= \underbrace{\frac{1}{m} \sum_{i=n+1}^{n+m} (\hat{y}_i - y_i)^2}_{\text{empirical estimation of error}} - \underbrace{\frac{1}{m} \sum_{i=n+1}^{n+m} \varepsilon_i^2}_{\text{small constant}} + 2 \underbrace{E[\varepsilon_i(\hat{f}(x_i) - f(x_i))]}_{= \text{covariance}(\varepsilon_i, \hat{f}(x_i) - f(x_i))}
\end{aligned}$$

- None of the test observations participated in the estimation of $\hat{f}(x)$ [the parameters of $\hat{f}(x)$ were estimated only using training data]

$$\therefore \varepsilon \perp (\hat{f}(x_i) - f(x_i))$$

$$\therefore E[\varepsilon_i \cdot (\hat{f}(x_i) - f(x_i))] = E[\varepsilon_i] \cdot E[\hat{f}(x_i) - f(x_i)] = 0 \cdot E[\hat{f}(x_i) - f(x_i)] = 0$$

$$\therefore \text{true error} = \text{empirical test error} + \text{small constant}$$

$$\begin{aligned}
& \underbrace{E[(\hat{f}(x_i) - f(x_i))^2]}_{\text{true error}} \\
&= \underbrace{\frac{1}{m} \sum_{i=n+1}^{n+m} (\hat{y}_i - y_i)^2}_{\text{empirical estimation of error}} - \underbrace{\frac{1}{m} \sum_{i=n+1}^{n+m} \varepsilon_i^2}_{\text{small constant}} + 2 \underbrace{E[\varepsilon_i(\hat{f}(x_i) - f(x_i))]}_{= \text{covariance}(\varepsilon_i, \hat{f}(x_i) - f(x_i))}
\end{aligned}$$

- None of the test observations participated in the estimation of $\hat{f}(x)$ [the parameters of $\hat{f}(x)$ were estimated only using training data]

$$\therefore \varepsilon \perp (\hat{f}(x_i) - f(x_i))$$

$$\therefore E[\varepsilon_i \cdot (\hat{f}(x_i) - f(x_i))] = E[\varepsilon_i] \cdot E[\hat{f}(x_i) - f(x_i)] = 0 \cdot E[\hat{f}(x_i) - f(x_i)] = 0$$

$$\therefore \text{true error} = \text{empirical test error} + \text{small constant}$$

- Hence, we should always use a validation set (independent of the training set) to estimate the error

Case 2: Using training observations

$$\begin{aligned} & \underbrace{E[(\hat{f}(x_i) - f(x_i))^2]}_{\text{true error}} \\ &= \underbrace{\frac{1}{n} \sum_{i=1}^n (\hat{y}_i - y_i)^2}_{\text{empirical estimation of error}} - \underbrace{\frac{1}{n} \sum_{i=1}^n \varepsilon_i^2}_{\text{small constant}} + 2 \underbrace{E[\varepsilon_i(\hat{f}(x_i) - f(x_i))]}_{= \text{covariance}(\varepsilon_i, \hat{f}(x_i) - f(x_i))} \end{aligned}$$

Case 2: Using training observations

$$\begin{aligned} & \underbrace{E[(\hat{f}(x_i) - f(x_i))^2]}_{\text{true error}} \\ &= \underbrace{\frac{1}{n} \sum_{i=1}^n (\hat{y}_i - y_i)^2}_{\text{empirical estimation of error}} - \underbrace{\frac{1}{n} \sum_{i=1}^n \varepsilon_i^2}_{\text{small constant}} + 2 \underbrace{E[\varepsilon_i(\hat{f}(x_i) - f(x_i))]}_{= \text{covariance}(\varepsilon_i, \hat{f}(x_i) - f(x_i))} \end{aligned}$$

Now, $\varepsilon \not\perp \hat{f}(x)$ because ε was used for estimating the parameters of $\hat{f}(x)$

$$\therefore E[\varepsilon_i \cdot (\hat{f}(x_i) - f(x_i))]$$

Case 2: Using training observations

$$\begin{aligned} & \underbrace{E[(\hat{f}(x_i) - f(x_i))^2]}_{\text{true error}} \\ &= \underbrace{\frac{1}{n} \sum_{i=1}^n (\hat{y}_i - y_i)^2}_{\text{empirical estimation of error}} - \underbrace{\frac{1}{n} \sum_{i=1}^n \varepsilon_i^2}_{\text{small constant}} + 2 \underbrace{E[\varepsilon_i(\hat{f}(x_i) - f(x_i))]}_{= \text{covariance}(\varepsilon_i, \hat{f}(x_i) - f(x_i))} \end{aligned}$$

Now, $\varepsilon \not\perp \hat{f}(x)$ because ε was used for estimating the parameters of $\hat{f}(x)$

$$\therefore E[\varepsilon_i \cdot (\hat{f}(x_i) - f(x_i))]$$

Case 2: Using training observations

$$\begin{aligned} & \underbrace{E[(\hat{f}(x_i) - f(x_i))^2]}_{\text{true error}} \\ &= \underbrace{\frac{1}{n} \sum_{i=1}^n (\hat{y}_i - y_i)^2}_{\text{empirical estimation of error}} - \underbrace{\frac{1}{n} \sum_{i=1}^n \varepsilon_i^2}_{\text{small constant}} + 2 \underbrace{E[\varepsilon_i(\hat{f}(x_i) - f(x_i))]}_{= \text{covariance}(\varepsilon_i, \hat{f}(x_i) - f(x_i))} \end{aligned}$$

Now, $\varepsilon \not\perp \hat{f}(x)$ because ε was used for estimating the parameters of $\hat{f}(x)$

$$\therefore E[\varepsilon_i \cdot (\hat{f}(x_i) - f(x_i))] \neq E[\varepsilon_i] \cdot E[\hat{f}(x_i) - f(x_i)]$$

Case 2: Using training observations

$$\begin{aligned} & \underbrace{E[(\hat{f}(x_i) - f(x_i))^2]}_{\text{true error}} \\ &= \underbrace{\frac{1}{n} \sum_{i=1}^n (\hat{y}_i - y_i)^2}_{\text{empirical estimation of error}} - \underbrace{\frac{1}{n} \sum_{i=1}^n \varepsilon_i^2}_{\text{small constant}} + 2 \underbrace{E[\varepsilon_i(\hat{f}(x_i) - f(x_i))]}_{= \text{covariance}(\varepsilon_i, \hat{f}(x_i) - f(x_i))} \end{aligned}$$

Now, $\varepsilon \not\perp \hat{f}(x)$ because ε was used for estimating the parameters of $\hat{f}(x)$

$$\therefore E[\varepsilon_i \cdot (\hat{f}(x_i) - f(x_i))] \neq E[\varepsilon_i] \cdot E[\hat{f}(x_i) - f(x_i)] \neq 0$$

Hence, the empirical train error is smaller than the true error and does not give a true picture of the error

Case 2: Using training observations

$$\begin{aligned} & \underbrace{E[(\hat{f}(x_i) - f(x_i))^2]}_{\text{true error}} \\ &= \underbrace{\frac{1}{n} \sum_{i=1}^n (\hat{y}_i - y_i)^2}_{\text{empirical estimation of error}} - \underbrace{\frac{1}{n} \sum_{i=1}^n \varepsilon_i^2}_{\text{small constant}} + 2 \underbrace{E[\varepsilon_i(\hat{f}(x_i) - f(x_i))]}_{= \text{covariance}(\varepsilon_i, \hat{f}(x_i) - f(x_i))} \end{aligned}$$

Now, $\varepsilon \not\perp \hat{f}(x)$ because ε was used for estimating the parameters of $\hat{f}(x)$

$$\therefore E[\varepsilon_i \cdot (\hat{f}(x_i) - f(x_i))] \neq E[\varepsilon_i] \cdot E[\hat{f}(x_i) - f(x_i)] \neq 0$$

Hence, the empirical train error is smaller than the true error and does not give a true picture of the error

But how is this related to model complexity? Let us see